

# Rabbit Categories of Enrichment

UNIVERSITY OF MICHIGAN

---



Please contact us with questions about re-using or re-purposing this content at your institution.



REFINEMENT & ENRICHMENT  
ADVANCEMENTS LABORATORY

# Lower Value Enrichment

\*Provide value but for short periods of time



Please contact us with questions about re-using or re-purposing this content at your institution.



Various Toys



Cardboard in cage door



Wood Blocks and Wood Chew Sticks


# Cageboard Springs

(Lower Value)




Please contact us with questions about re-using or re-purposing this content at your institution.

Cut long strips and fold one over the other!



Make different sizes by changing width of strips



# Cageboard Flowers

(Lower Value)



Please contact us with questions about re-using or re-purposing this content at your institution.

1.

Cut a square with a tail




2.

Fringe square



3.

Wrap tail around base



# Coffee Filter Flowers

(Lower Value, can be Higher Value if made into a foraging board)



Please contact us with questions about re-using or re-purposing this content at your institution.



Cut small holes in paper plates and add coffee filter “flowers”

Can be used as a foraging board by adding treats



# Higher Value Enrichment Items

## Destructibles/Foraging Items



Please contact us with questions about re-using or re-purposing this content at your institution.



Hay Stuffed  
Ball



Tubes Stuffed with  
Hay or Shredded  
Paper

\*Plastic tubes or  
Cardboard



Box Stuffed  
with  
Hay/Treats



Bag Stuffed  
with  
Hay/Treats

# CREATING DESTRUCTIBLE ENRICHMENT FOR RABBITS

## 1. Get Something To Stuff

- ☐ Hay ball
- ☐ Plastic tube
- ☐ Spiral wire feeder
- ☐ Whisks
- ☐ Small litter pans
- ☐ Cardboard boxes
- ☐ Paper bags
- ☐ Take out containers
- ☐ Paper tubes



## 2. Stuff It

- ☐ Hay
- ☐ Envirodry
- ☐ Paper Bags (layer or crumple up)
- ☐ Tissue Paper
- ☐ Coffee Filters
- ☐ Treats (as listed in Approved Rabbit Food List)
- ☐ Cardboard
- ☐ Cage board

## 3. Mix It Up

- ☐ Spiral Wire Feeders and Whisks can be hung on cage side
- ☐ Add additional layers
  - ☐ A box within a bag
  - ☐ A bag within a bag within a box
  - ☐ A box within a box... etc... 😊
- ☐ BE CREATIVE!

Please contact us with questions about re-using or re-purposing this content at your institution.

- ✓ Autoclave all materials (not food) that cannot be sanitized
- ✓ Remove tape from cardboard
- ✓ Monitor animals interactions with any enrichment

# Higher Value Enrichment Items Supervised Play Time



Please contact us with questions about re-using or re-purposing this content at your institution.

Make sure to include

- Hiding spots for each rabbit
- Multiple spots for food and water
- Multiple pieces of enrichment





# Higher Value Enrichment Items

## Food Treats



Please contact us with questions about re-using or re-purposing this content at your institution.

- Can be fresh, frozen or dried but should be provided in a way that the rabbit has to work to access the food



# Supplemental Enrichment

\*Never provided as the ONLY enrichment item



Please contact us with questions about re-using or re-purposing this content at your institution.

## Low Volume Instrumental Music

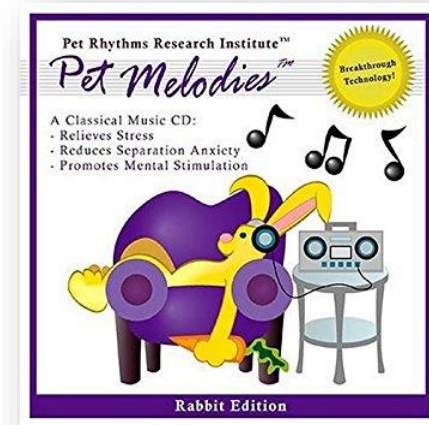
- Only use music without lyrics/human voices
- On Timer
- 8 Hours MAX

## White Noise Machine

- On Timer
- 8 Hours MAX

## Grooming Brush

- Only if the rabbit does not appear stressed



# Miscellaneous Tips

---



Please contact us with questions about re-using or re-purposing this content at your institution.

- Vary categories and items within each category at enrichment change to maintain novelty.
- All paper materials must be autoclaved before use.
- Cardboard paper tubes are not recycled (institutional standard), only sterile tubes purchased from a vendor are used.
- For rabbit enrichment questions, contact the University of Michigan Animal Enrichment Coordinator at [jonesjz@umich.edu](mailto:jonesjz@umich.edu).